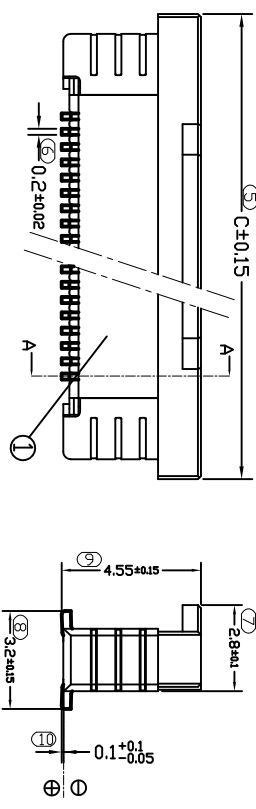
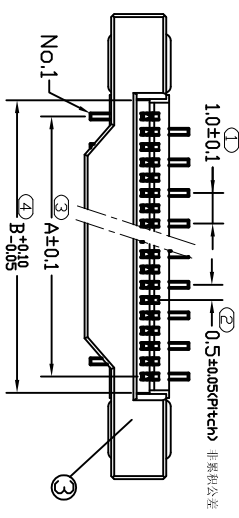
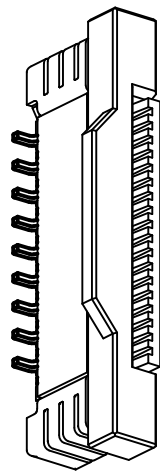
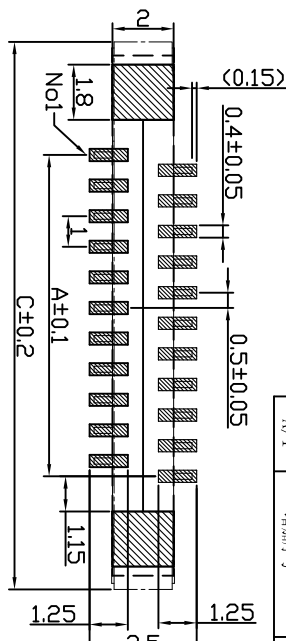


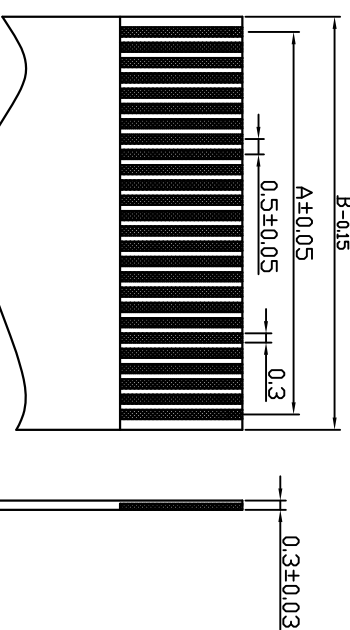
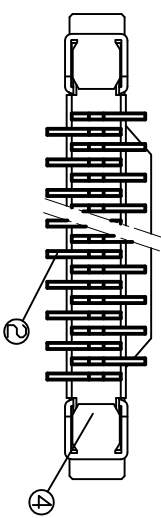
# 0.5-11-立贴正脚承认图面



SECTION A-A



适用线路板  
RECOMMENDED PCB LAYOUT



技术指标:

- 1、塑件表面应光洁、无毛刺、明显收缩、缺陷、裂纹等现象;
- 2、温度范围: -25°C~85°C;
- 3、额定电压: 50V, AC, DC(等效);
- 4、接触电阻:  $\leq 0.03\Omega$ ;
- 5、绝缘电阻:  $\geq 500M\Omega$ ;
- 6、耐压: 500V, AC/minute.

ROHS管理规定:

- 1、禁止使用含有ROHS指令所限制的物质。
- 2、对应的SGS或ITS出具的ICP-AES数据、不可测定物质的成分表, 有效期一年。

Pin#	Type	A	B	C	Pin#	Type	A	B	C
4	0.5-11-4P1B(A)	1.5	2.6	8.2	33	0.5-11-33P1B(A)	16	17.1	22.7
5	0.5-11-5P1B(A)	2	3.1	8.7	34	0.5-11-34P1B(A)	16.5	17.6	23.2
6	0.5-11-6P1B(A)	2.5	3.6	9.2	35	0.5-11-35P1B(A)	17	18.1	23.7
7	0.5-11-7P1B(A)	3	4.1	9.7	36	0.5-11-36P1B(A)	17.5	18.6	24.2
8	0.5-11-8P1B(A)	3.5	4.6	10.2	37	0.5-11-37P1B(A)	18	19.1	24.7
9	0.5-11-9P1B(A)	4	5.1	10.7	38	0.5-11-38P1B(A)	18.5	19.6	25.2
10	0.5-11-10P1B(A)	4.5	5.6	11.2	39	0.5-11-39P1B(A)	19	20.1	25.7
11	0.5-11-11P1B(A)	5	6.1	11.7	40	0.5-11-40P1B(A)	19.5	20.6	26.2
12	0.5-11-12P1B(A)	5.5	6.6	12.2	41	0.5-11-41P1B(A)	20	21.1	26.7
13	0.5-11-13P1B(A)	6	7.1	12.7	42	0.5-11-42P1B(A)	20.5	21.6	27.2
14	0.5-11-14P1B(A)	6.5	7.6	13.2	43	0.5-11-43P1B(A)	21	22.1	27.7
15	0.5-11-15P1B(A)	7	8.1	13.7	44	0.5-11-44P1B(A)	21.5	22.6	28.2
16	0.5-11-16P1B(A)	7.5	8.6	14.2	45	0.5-11-45P1B(A)	22	23.1	28.7
17	0.5-11-17P1B(A)	8	9.1	14.7	46	0.5-11-46P1B(A)	22.5	23.6	29.2
18	0.5-11-18P1B(A)	8.5	9.6	15.2	47	0.5-11-47P1B(A)	23	24.1	29.7
19	0.5-11-19P1B(A)	9	10.1	15.7	48	0.5-11-48P1B(A)	23.5	24.6	30.2
20	0.5-11-20P1B(A)	9.5	10.6	16.2	49	0.5-11-49P1B(A)	24	25.1	30.7
21	0.5-11-21P1B(A)	10	11.1	16.7	50	0.5-11-50P1B(A)	24.5	25.6	31.2
22	0.5-11-22P1B(A)	10.5	11.6	17.2	51	0.5-11-51P1B(A)	25	26.1	31.7
23	0.5-11-23P1B(A)	11	12.1	17.7	52	0.5-11-52P1B(A)	25.5	26.6	32.2
24	0.5-11-24P1B(A)	11.5	12.6	18.2	53	0.5-11-53P1B(A)	26	27.1	32.7
25	0.5-11-25P1B(A)	12	13.1	18.7	54	0.5-11-54P1B(A)	26.5	27.6	33.2
26	0.5-11-26P1B(A)	12.5	13.6	19.2	55	0.5-11-55P1B(A)	27	28.1	33.7
27	0.5-11-27P1B(A)	13	14.1	19.7	56	0.5-11-56P1B(A)	27.5	28.6	34.2
28	0.5-11-28P1B(A)	13.5	14.6	20.2	57	0.5-11-57P1B(A)	28	29.1	34.7
29	0.5-11-29P1B(A)	14	15.1	20.7	58	0.5-11-58P1B(A)	28.5	29.6	35.2
30	0.5-11-30P1B(A)	14.5	15.6	21.2	59	0.5-11-59P1B(A)	29	30.1	35.7
31	0.5-11-31P1B(A)	15	16.1	21.7	60	0.5-11-60P1B(A)	29.5	30.6	36.2
32	0.5-11-32P1B(A)	15.5	16.6	22.2					

序号	料号	名称	规格	数量	备注
4	101-0200-004	拼焊嘴	PPS(U94V-0)	2	收线脚: 整体长度规格300"MM, 焊嘴 80"MM.
3	211-0400-008	脚 Actuator	PPS(U94V-0)	1	尾丝 规格
2	211-0211-007	籽 Contact	精制 Phosphor Bronze	nx1	收线脚: 整体长度规格300"MM, 焊嘴 80"MM.
1	211-0300-001	盖 Housing	PA66(LCP(U94V-0)	1	枪

公差		KAPON	
X.° ±3°	X.X° ±0.5°	Design Units	SIZE
10~30	>30	Metric <td>A4</td>	A4
±0.2	±0.3	图号	Part No.

制作	审核	批准	图号	品名
胡海针	洪新法	李乃亮	211-1000-024	0.5-11-nPLB(A型焊片)

单位	比例	图号	品名
MM Only	1:1	211-1000-024	0.5-11-nPLB(A型焊片)

日期	A
签字	B
底图总号	C
旧版图总号	D
	E
	F
	G
	H
	I
	J
	K
	L
	M

适用PPC寸法  
APPLICABLE PPC